

**LM**

feel the  
difference

**LMProPower™**  
**PLEASANTLY PURE**  
Ultrasonics and Air Polishing

**LMDental™**

LM

feel the  
difference

# THREE ATTRIBUTES of excellence

## ERGONOMICS

LM-Dental™ has always considered ergonomics as one of the main points when designing dental instruments.

In LM-ProPower™ our devotion shows in the miscellany of high-quality elements, constituting a multifaceted power tool engineered to meet the needs of modern day dentistry.

## ECONOMICS

For us, settling for mediocrity is not an option. Due to features designed to reduce the need of costly accessories, LM-ProPower™ stands for two qualities often considered as opposite extremes – economics and excellence.

## HYGIENE

Cleanliness plays a great role in all the areas of health care, dentistry being no exception. LM-ProPower™ has high standard of hygiene that is obtained through design emphasizing reprocessing and easy, automated cleaning functions.



## EXCHANGEABLE Silicone **LM**ErgoGrips™

LM-ErgoGrip™ silicone sleeves guarantee a comfortable, non-slip grip and good tactile sensitivity. LM-ErgoGrips™ are removable and possible to reprocess, disposing of the need for buying several expensive handpieces. The well-balanced handpiece causes less strain on clinicians' hand and dampens the vibrations providing exceptional ergonomics. The sleeves are available with a selection of bright colors. See the selection on page 8.



## Choose synergy

Complementary instrumentation enables easier and effective procedures. LM-Dental™ is the first manufacturer in the world to offer high-quality tools for both manual and mechanical instrumentation. Choosing an optimal combination of hand instruments, ultrasonics and air polishing guarantees the best possible treatment results.



### *LM™ synergy in action!*

Scan the QR code for video to see a full periodontal treatment making the most of hand instrumentation, ultrasonics and air polishing.



Scan the QR code for exploring LM™ hand instrument range.



# PLEASANTLY POWERFUL LMProPower™ CombiLED

## Ultrasonics beyond traditional

The features of the piezo electronic LM-ProPower™ CombiLED extend to all the areas of ultrasonic treatments. Its wide power range and a vast array of tips make it extremely adjustable for many procedures. This multi-purpose device offers ultrasonic solutions for traditional scaling and also for implantology.

## Complete air polishing for perio

LM-ProPower™ CombiLED has premium features that make it a perfect cleaning tool for professional dental care. The combination of nozzles with construction that reduces clogging, a constant precise powder jet and the powerful LED light raise the only polisher in the world with light to a level that has never been reached before.

LM-ProPower™ CombiLED provides superb visibility in diagnostics of discoloring and stains. Its focused powder spray, adjustable power range and the ergonomic handpiece create perfect conditions for achieving the best polishing effect. The transparent, detachable powder container on the side of the device makes controlling of the filling level easy.

# MODERN PIEZO TECHNOLOGY for efficiency and comfort

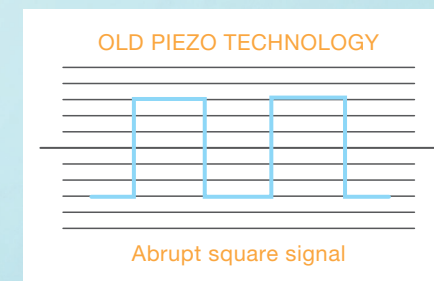
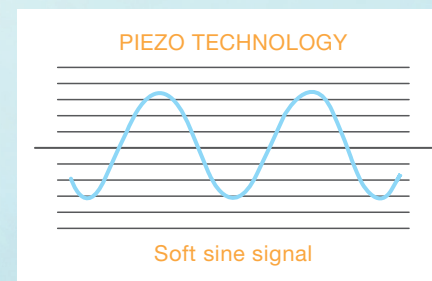
LM-ProPower™ piezo scaler has the ultimate power with a delicate touch. It provides you as a clinician an effective treatment and a pleasant dental care for your patient.

In devices with piezo-electric technology, the tip moves in a back-and-forth motion with better control than in older magnetostrictive technology that vibrates the tip more randomly. Piezo allows you to use the tip in a similar way as a curette – the sides of the tip remove calculus just like the edges of a curette – but with higher efficiency. By moving the tip along the side of a tooth you can direct the vibration right onto the calculus without knocking the enamel or cementum.

## A treatment that reduces the pain

Our piezo technology produces a soft shaped sine wave signal which gives a pleasant ultrasonic instrumentation to the patient and prevents the irritation caused by an aggressive power output of an abrupt square signal used in less advanced devices. This results in greater patient convenience.

The intelligent feedback electronics automatically sense the working load on the tip and regulate power output.



### *Clinical indications for ultrasonic treatment*

Prophylaxis & Periodontology

Scaling

Removal of stains and plaque

Prosthetics / Implantology

Implant maintenance

# LMProPower™ CombiLED

LM-ProPower™ CombiLED can be used for a wide range of ultrasonic and polishing treatments. It is an ultimate and undisputed power tool for upgrading your working environment to a new level of quality.

## Superior visibility with LED LIGHTS

- Optimized light angle – better focus, concentrated light
- LM-ErgoGrip™ Focus LED focused lens
- Six light sources – even distribution of the light
- One of the most powerful LED lights in the market

The LED light generates no heat in the handpiece and can last for 100 000 hours (30 years). It illuminates the treatment area effectively and guarantees good visibility even through water or powder spray. The optimized color temperature of the light (white-blue color) creates a good contrast, making calculus and stains more visible.


## Easy-to-use TOUCH PANEL

LM-ProPower™ has uncomplicated control board that simplifies the ultrasonic treatment and cleaning processes, allowing you to focus on the essential. Power is adjusted via working mode buttons on the board, each marked with icons similar to the ones on tips. The built-in cleaning system assures a high level of hygiene. It is activated by pressing just one button.

## Quick-connect CONTAINERS

Easily changeable transparent water and powder containers are attached to the body of the device. The upright positioning of the containers avoids leakage problems and filling levels of liquid and powder are always clearly visible. The internal water system enables premium hygiene.





## Dynamic FOOT PEDAL

Turn the LED light on and off for diagnostics, control the working power within the chosen working mode, use the special water jet teeth cleaning function in polishing and the irrigation function in scaling with the pedal. Leave your hands free for treating the patient.



## Available as BUILT-IN

Contact your LM™ distributor for more information on options available for your specific dental care unit.

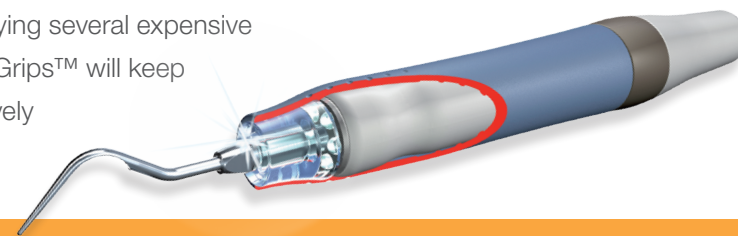
# ERGONOMICS & HYGIENE – all in one

## First-class HANDPIECE ERGONOMICS

LM-ProPower™ UltraLED handpieces are equipped with impressive LED lights that effectively illuminate the treatment area, providing optimal visibility and reducing eye strain.

A comfortable, non-slip grip is attained with the exchangeable LM-ErgoGrip™ silicone sleeves. The handpieces have smooth outer surface making them easy to clean and wipe. In the ultrasonic handpiece the water regulation is embedded, allowing easy and quick adjustment of spray.

LM-ErgoGrip™ Focus LED with focused lens guarantees a comfortable, non-slip grip and good tactile sensitivity. The soft material dampens the vibrations and keeps your hands warm, preventing Carpal Tunnel Syndrome and blood circulation problems. LM-ErgoGrips™ are removable and possible to reprocess, disposing of the need for buying several expensive handpieces. A few LM-ErgoGrips™ will keep your practise running effectively patient after patient.



## ALL INCLUSIVE Introkit

LM-ProPower™ CombiLED is ready to perform upon arrival. The IntroKit contains:

- 5 LM-ErgoGrip™ Focus LEDs (blue)
- 3 ultrasonic tips
- 1 LM-Supra A nozzle
- 3 torque tip wrenches


# Handpieces and LM-ErgoGrips™ for better hygiene and efficiency

The exchangeable, silicone LM-ErgoGrips™ provide exceptional ergonomics and less strain on the clinicians' hands. The LM-ErgoGrips™ are removable and can be reprocessed, disposing of the need for buying several expensive handpieces. A few LM-ErgoGrips™ will keep the practise running effectively patient after patient.

LM-ErgoGrips™ are available with a selection of bright colors.

*"Which ultrasonic handpiece do I have?"*

*Check the main features below.*



WITH LIGHT		WITHOUT LIGHT	
<p><b>Air Polishing</b></p>  <p>15610261 2 m</p>	<p><b>Ultrasonic handpieces</b></p> <p>Compatible with LM-ProPower™ CombiLED table-top device.</p>  <p>10071</p>  <p>10063</p>  <p>10092 excl. tubing</p>	<p><b>Ultrasonic handpieces</b></p>  <p>10061</p>  <p>10060 excl. tubing</p>	
 <p>LM-ErgoGrip™ Focus LED</p>		 <p>LM-ErgoGrip™ Ultra</p>	
<p><b>Colors</b></p> <ul style="list-style-type: none"> <li>LM 10099B blue</li> <li>LM 10099E dark blue</li> <li>LM 10099G light grey</li> <li>LM 10099D dark grey</li> <li>LM 10099C lilac</li> <li>LM 10099F pink</li> <li>LM 10099A lime</li> </ul>		<p><b>Colors</b></p> <ul style="list-style-type: none"> <li>LM 10095B blue</li> <li>LM 10095E dark blue</li> <li>LM 10095G light grey</li> <li>LM 10095D dark grey</li> <li>LM 10095C lilac</li> <li>LM 10095F pink</li> <li>LM 10095A lime</li> </ul>	



# Wrench selection

## Attachment and removal of tips



LM 10089S



Universal tip wrench



LM 10089



Universal plastic tip wrench



LM 10088S



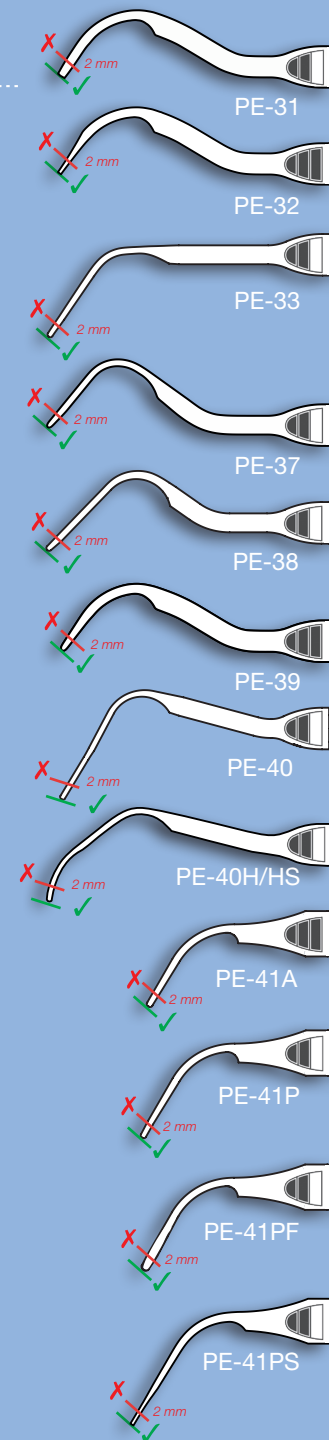
Torque tip wrench  
Practical also as a tip cassette during maintenance.

# Check your tips!

Remember to check your periodontal tips with this template regularly. When a tip is worn down more than 2 mm replace it to

- ....increase efficiency and accessibility
- ....increase patient comfort
- ....increase safety
- ....save time and money.

Scan the QR code for clinical tips for effective and painless piezo scaling by Tracey Lennemann, RDH, BA

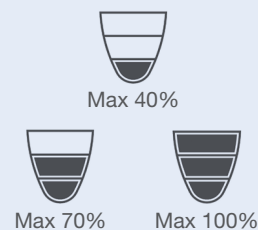


## LM™ Tips

High wear resistance is one of the most important properties of ultrasonic tips. Resulting from advanced material technological research, improved thermomechanical heat treatments, controlled gas atmosphere and cryogenic processing the steel used in all LM™ tips represents the ultimate in the field of metallurgy.

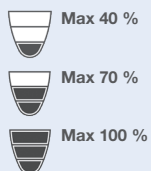
## Optimum power for treatments

LM-ProPower™'s working mode coding is marked on every tip with a symbol corresponding to the ones on the devices control board. Choosing the right working mode for the tip used will set the maximum power limit to the recommended level.



### Working mode coding

Easy and safe setting of tip power



### Extremely durable steel

High wear resistance  
Used in all LM™ ultrasonic tips

### Solid, tight connection to the handpiece

Enhanced working precision and cleanability



Note! All presented tips are compatible with all LM™ ultrasonic table-top and built-in devices.

# LMProPower™ ULTRASONIC TIPS

## Scaling

Scaling is precision work. Proper ultrasonic instrument selection is of primary importance in achieving complete periodontal debriment. Our wide variety of tips gives you the freedom to choose.

Scan the QR code to see TIP **PE-39** in action!



### Heavy calculus removal

**Tip** **PE-31**  
LM 100131

Used for lingual, buccal and approximal supragingival scaling.

**Working mode**

**Tip** **PE-32**  
LM 100132

Used for lingual and buccal supragingival scaling.

**Working mode**

**Tip** **PE-39**  
LM 100139

Used for universal, lingual and buccal supragingival scaling.

**Working mode**

**Tip** **PE-41A**  
LM 100141A

Used for universal, lingual and buccal supragingival scaling.

**Working mode**

Working mode coding:



CE 0537 MD



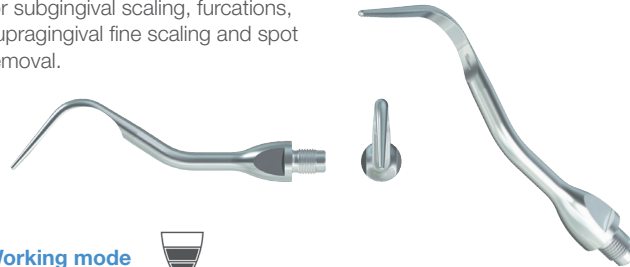
Scan the QR code to see TIP **PE-33** in action!

## Universal

**Tip** PE-37  
LM 100137



Universal tip especially developed for subgingival scaling, furcations, supragingival fine scaling and spot removal.



Working mode 

**Tip** PE-41P  
LM 100141P



Used for universal, lingual and buccal supragingival scaling. Can also be used for shallow pockets.



Working mode 

**Tip** PE-41PF  
LM 100141PF



Used for lingual, buccal and approximal supragingival scaling.



Working mode 

## Periodontics

**Tip** PE-33  
LM 100133



Used for subgingival scaling and furcations.



Working mode 

**Tip** PE-38  
LM 100138



Used for lingual and buccal subgingival scaling and furcations. Also suitable for supragingival fine scaling and spot removal.



Working mode 

**Tip** PE-40  
LM 100140



Used for deeper lingual and buccal subgingival scaling. Also suitable for supragingival fine scaling and spot removal.

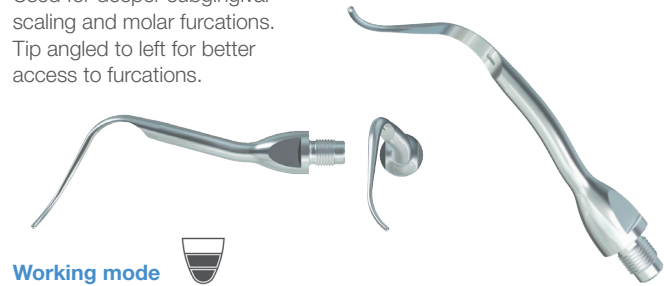


Working mode 

**Tip** PE-40L  
LM 100140L



Used for deeper subgingival scaling and molar furcations. Tip angled to left for better access to furcations.



Working mode 

**Tip** PE-40R  
LM 100140R



Used for deeper subgingival scaling and molar furcations. Tip angled to right for better access to furcations.



Working mode 

**Tip** PE-41PS  
LM 100141PS



Used for deeper lingual and buccal subgingival scaling. Also suitable for supragingival fine scaling and spot removal.



Working mode 

**Tip** PE-40H  
LM 100140H



Used for deeper subgingival scaling. Especially suitable for lingual scaling of incisors.



Working mode 

**Tip** PE-40HS  
LM 100140HS



Universal tip for supra- and subgingival scaling. Similar to PE-40H tip, but with a slimmer shape. The new thinner design enables better reachability into approximal spaces and deeper periodontal pockets.



Working mode 

Working mode coding:



Max 40%



Max 70%



Max 100%

CE 0537 MD

## Implant maintenance


**Tip** **IM-1**  
LM 100301



Used on implants for the removal of calculus on fixtures, abutments and crowns. The working end is coated with PEEK® material to avoid damaging or discoloring the implant. Used together with the instrument holders IH-1 or IH-2. Available in a pack of four.



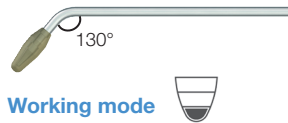
**Working mode**



**Tip** **IM-2**  
LM 100302



Same design as IM-1, but the working end is angulated for better access to difficult-to-reach surfaces. Used together with the instrument holders IH-1 or IH-2. Available in a pack of four.



**Working mode**




## Instrument holders

**Tip** **IH-1**  
LM 100404

Holder for implant maintenance tips IM-1 and IM-2.


Can also be used with endosonic files and other instruments with a diameter of 0.8 mm.



**Working mode:** See chosen instrument.

**Tip** **IH-2**  
LM 100405

IH-2 has the same area of use as IH-1.



**Working mode:** See chosen instrument.

# SUPRAGINGIVAL AIR POLISHING for the removal of biofilm & stains

## Supragingival air polishing

Supragingival treatment with an air polisher is an effective method for prophylaxis treatment and in periodontal maintenance care.

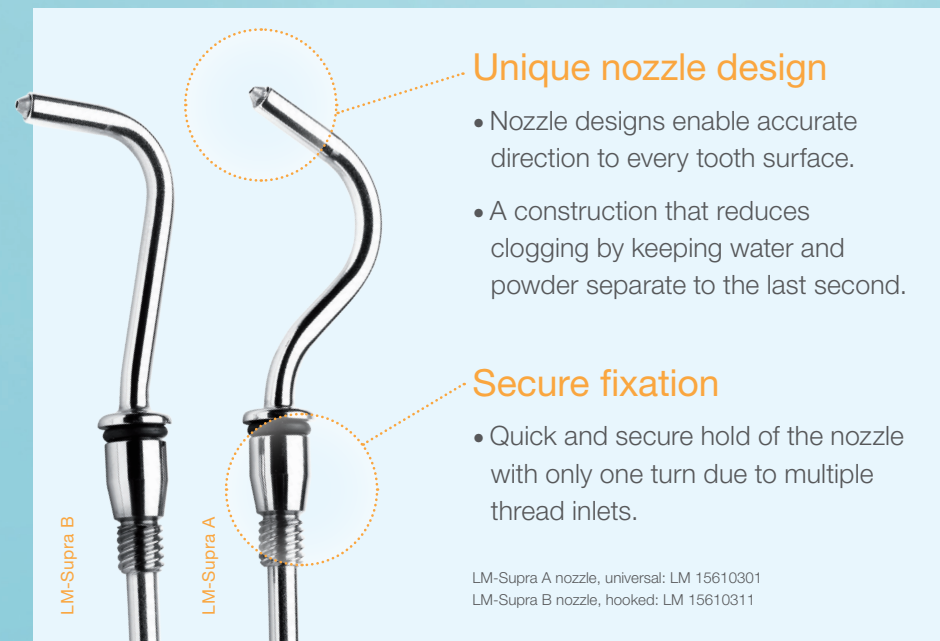
Air polisher removes supragingival biofilm, extrinsic plaque and stains safely and precisely. It does not harm the tooth surface or gingiva when used with care and with correct powders.

## Clinical indications for air polishing

Diagnostics	Cleaning before examination
Prophylaxis & Periodontology	Removal of stains and plaque
	Cleaning prior placement of fissure sealants
Restoration	Cleaning before etching
Prosthetics / Implantology	Implant maintenance
	Cleaning natural teeth before choosing the shade for the prosthesis
Aesthetics	Cleaning before bleaching
Orthodontics	Cleaning before bonding
	Cleaning cemented bands and brackets

## Air polishing offers a fast and pleasant method for patients

Two differently designed supragingival nozzles are comparable with LM-ProPower™ CombiLED device. Clinician can choose between universal or hooked nozzle depending of their clinical need. LM-ProPower™ CombiLED has a significantly narrower jet compared with other competing devices and is easy to target into the treatment area reducing the risks for soft tissue damage. Nozzles have a construction that reduces clogging by keeping water and powder separate to the the last second.



# LMProPower™ CombiLED

## technical specifications

<b>LM-ProPower™ CombiLED</b>	<b>LM 10075</b> (liquid dispenser, IntroKit)
L x W x H	270 x 140 x 165 mm (without bottle and powder container)
Weight	3400 g
Voltage	230 Vac, 50-60 Hz
Power cord	Separate with protective earthed plug
Power consumption	Max. 40 VA
Scaler power consumption	Max. 24 VA
Scaler power output	Max. 10 W (24-28 kHz, automatic tuning)
Water consumption	10-50 ml/min
Bottle volume	500 ml
Air supply pressure	4-10 bar (0,4-1,0 MPa, 58-145 PSI)
Air consumption	Max. 20 l/min
Powder container capacity	40 g



# Synergy and competent quality

About 50 years, LM™ has been the pioneer in ergonomic and complementary instrumentation. We are the strong market leader in the Nordic countries, producing and developing innovative solutions for dental professionals all around the world.

Above all, we are recognized for both manual and mechanical tools that combine effective, practical and ergonomic qualities, which - in the competent hands of dental professionals - guarantee the best clinical results.

**LM**Dental™

 **LM-Instruments Oy**

Norrbyn rantatie 8, FI-21600 Parainen, Finland

Tel. +358 2 4546 400 | [info@lm-dental.com](mailto:info@lm-dental.com) | [www.lm-dental.com](http://www.lm-dental.com)